

# SOUTH ASIAN ENTERPRISES LTD

Corp. Office: 2nd Floor, 13, Sant Nagar, East of Kailash, New Delhi-110065  
Tel. : +91-11-46656666, Fax : +91-11-46656699  
Our Email Address : For investor Services : investordesksael@gmail.com  
Other than above : southasianenterprises@gmail.com, info@sael.co.in  
elec.earthing.sael@gmail.com Website : www.sael.co.in  
CIN NO.: L91990UP1990PLC011753



July 20, 2020

THE LISTING DEPARTMENT  
BSE LIMITED  
PHIROZE JEEJEEBHOY TOWERS  
DALAL STREET  
MUMBAI - 400 001


**Scrip Code: 526477**

Dear Sir,

In terms of Regulation 31(1)(b) of the SEBI (Listing Obligations & Disclosure Requirements) Regulations, 2015, enclosed is the Shareholding Pattern of the Company for the quarter ended on 30<sup>th</sup> June, 2020.

Kindly acknowledge the receipt.

Thanking you,  
for South Asian Enterprises Ltd.

  
(IJS Aujla)  
Compliance Officer  
M. No. :A34144

Encl: As above

### Format of holding of specified securities

1. Name of Listed entity : SOUTH ASIAN ENTERPRISES LTD
2. Scrip Code/Name of Scrip/Class of Security : 526477/Equity ISIN: INE118B01010
3. Share Holding Pattern Filed under : Reg. 31(1)(b)  
a) if under 31(1)(b) then indicate the report for Quarter ending 30/06/2020  
b) if under 31(1)( c) then indicate date of allotment/extinguishment
4. Declaration: The Listed entity is required to submit the following declaration to the extent of submission of information :-

	Particulars	Yes*	No*
1	Whether the listed entity has issued any partly paid shares ?	Yes	
2	Whether the listed entity has issued any Convertible Securities or Warrants ?		No
3	Whether the listed entity has any shares against which depository receipts are issued ?		No
4	Whether the listed entity has any shares locked-in?		No
5	Whether any shares held by promoters are pledge or otherwise encumbered ?		No

\* If the Listed entity selects the option 'No' for the questions above, the columns for the partly paid shares, Outstanding Convertible Securities/Warrants. Depository receipts, locked-in shares, No. of shares pledged or otherwise encumbered by promoters, as applicable, shall not be displayed at the time of dissemination on the Stock Exchange website. Also wherever there is 'No' declared by Listed Entity in above table the values will be considered as 'Zero' by default on submission of the format of holding of specified securities.



SOUTH ASIAN ENTERPRISES LTD. As on 30/06/2020

Table - I Summary Statement holding of specified securities


Category (I)	Category of shareholder (II)	No. of Shareholders	No. of fully paid up equity shares held (iv)	No. of Partly paid up equity shares held (v)	No. of Shares underlying Depository Receipts (vi)	Total nos. shares held (VII)=(IV)+(V)+(VI)	Shareholding as a % of total no. of shares (calculated as per SCRR,1957) (VIII) As a % of (A+B+C2)	Number of Voting Rights held in each class of securities (IX)			No. of Shares Outstanding convertible securities (Including warrants) (X)	Shareholding as a % assuming full conversion of convertible securities (as a percentage of diluted share capital)	Number of locked in Shares (XII)		Number of Shares pledged or otherwise encumbered (XIII)		Number of Equity shares held in dematerialised form (XIV)	
								No. of Voting Rights		Total as a % of (A+B+C)			No. (a)	As a % of total shares held (b)	No. (a)	As a % of total shares held (b)		
								Class X	Class Y									Total
(A)	Promoter & Promoter Group	3	2443019	0	0	2443019	61.08	2443019	0	2443019	61.08	0	61.08	0	0	0	0	2443009
(B)	Public	5495	1553181	3800	0	1556981	38.92	1556981	0	1556981	38.92	0	38.92	0	0	0	0	847836
(C)	Non Promoter - Non Public	0	0	0	0	0	0	0	0	0	0	0	0	0	0	0	0	0
(C1)	Shares underlying DRs	0	0	0	0	0	0	0	0	0	0	0	0	0	0	0	0	0
(C2)	Shares held by Employee Trusts	0	0	0	0	0	0	0	0	0	0	0	0	0	0	0	0	0
	<b>Total</b>	<b>5498</b>	<b>3996200</b>	<b>3800</b>	<b>0</b>	<b>4000000</b>	<b>100</b>	<b>4000000</b>	<b>0</b>	<b>4000000</b>	<b>100</b>	<b>0</b>	<b>100</b>	<b>0</b>	<b>0</b>	<b>0</b>	<b>0</b>	<b>3290845</b>



SOUTH ASIAN ENTERPRISES LTD. As on 30/06/2020

Table - II Statement showing shareholding pattern of the Promoter & Promoter Group

Category and name of the shareholders (I)	PAN (II)	No. of Shareholders (III)	No. of fully paid up equity shares held (IV)	No. of Partly paid up equity shares held (V)	No. of Shares underlying Depository Receipts (VI)	Total nos. shares held (VII)=(IV)+(V)+(VI)	Shareholding % calculated as per SCRR,1957 As a % of (A+B+C2) (VIII)	Number of Voting Rights held in each class of securities (IX)			No. of Shares Underlying Outstanding convertible securities (Including warrants) (X)	Total Shareholding as a % assuming full conversion of convertible securities (as a percentage of diluted share capital)	Number of locked in Shares (XII)		Number of Shares pledged or otherwise encumbered		Number of Equity shares held in dematerialised form (XIV)	
								No. of Voting Rights					Total as a % of Total Voting rights	No. (a)	As a % of total shares held (b)	No. (a)		As a % of total shares held (b)
								Class X	Class Y	Total								
<b>(1) Indian</b>																		
(a) Individuals/Hindu undivided Family		2	58730	0	0	58730	1.47	58730	0	58730	1.47	0	0	0	0	0	0	58720
(b) Central Government/State Government(s)		0	0	0	0	0	0	0	0	0	0	0	0	0	0	0	0	0
(c) Financial Institutions/Banks		0	0	0	0	0	0	0	0	0	0	0	0	0	0	0	0	0
(d) Any other - Group Companies		1	2384289	0	0	2384289	59.61	2384289	0	2384289	59.61	0	0	0	0	0	0	2384289
<b>Sub-Total (A) (1)</b>		<b>3</b>	<b>2443019</b>	<b>0</b>	<b>0</b>	<b>2443019</b>	<b>61.08</b>	<b>2443019</b>	<b>0</b>	<b>2443019</b>	<b>61.08</b>	<b>0</b>	<b>0</b>	<b>0</b>	<b>0</b>	<b>0</b>	<b>0</b>	<b>2443009</b>
<b>(2) Foreign</b>																		
(a) Individuals/(Non-Resident Individuals/Foreign Individuals)		0	0	0	0	0	0	0	0	0	0	0	0	0	0	0	0	0
(b) Government		0	0	0	0	0	0	0	0	0	0	0	0	0	0	0	0	0
(c) Institutions		0	0	0	0	0	0	0	0	0	0	0	0	0	0	0	0	0
(d) Foreign Portfolio Investor		0	0	0	0	0	0	0	0	0	0	0	0	0	0	0	0	0
(e) Any Other - Body Corporates		0	0	0	0	0	0	0	0	0	0	0	0	0	0	0	0	0
<b>Sub-Total (A) (2)</b>		<b>0</b>	<b>0</b>	<b>0</b>	<b>0</b>	<b>0</b>	<b>0</b>	<b>0</b>	<b>0</b>	<b>0</b>	<b>0</b>	<b>0</b>	<b>0</b>	<b>0</b>	<b>0</b>	<b>0</b>	<b>0</b>	<b>0</b>
<b>Total Shareholding of Promoter &amp; Promoter Group (A)=(A)(1)+(A)(2)</b>		<b>3</b>	<b>2443019</b>	<b>0</b>	<b>0</b>	<b>2443019</b>	<b>61.08</b>	<b>2443019</b>	<b>0</b>	<b>2443019</b>	<b>61.08</b>	<b>0</b>	<b>0</b>	<b>0</b>	<b>0</b>	<b>0</b>	<b>0</b>	<b>2443009</b>



SOUTH ASIAN ENTERPRISES LTD. As on 30/06/2020

Table - III Statement showing shareholding pattern of the Public Shareholder


	Category and name of the shareholders (I)	PAN (II)	No. of Shareholders (III)	No. of fully paid up equity shares held (IV)	No. of Party paid up equity shares held (V)	No. of Shares underlying Depository Receipts (VI)	Total nos. shares held (VII)=(IV)+(V)+(VI)	Shareholding % calculated as per SCRR, 1957 As a % of (A+B+C2) (VIII)	Number of Voting Rights held in each class of securities (IX)			No. of Shares Underlying Outstanding convertible securities (Including warrants) (X)	Total Shareholding as a % assuming full conversion of convertible securities (as a percentage of diluted share capital)	Number of locked in Shares (XII)		Number of Shares pledged or otherwise encumbered (XIII)		Number of Equity shares held in dematerialised form (XIV)	
									No. of Voting Rights		Total as a % of Total voting rights			No. (a)	As a % of total shares held (b)	No. (a)	As a % of total shares held (b)		
									Class X	Class Y									Total
(1)	<b>Institutions</b>																		
(a)	Mutual Funds		0	0	0	0	0	0	0	0	0	0	0	0	0	0	0	0	
(b)	Venture Capital Funds		0	0	0	0	0	0	0	0	0	0	0	0	0	0	0	0	
(c)	Alternate Investment Funds		0	0	0	0	0	0	0	0	0	0	0	0	0	0	0	0	
(d)	Foreign Venture Capital Investors		0	0	0	0	0	0	0	0	0	0	0	0	0	0	0	0	
(e)	Foreign Portfolio Investors		0	0	0	0	0	0	0	0	0	0	0	0	0	0	0	0	
(f)	Financial Institutions/Banks		2	200	0	0	200	0.01	200	0	200	0.01	0	0.01	0	0	0	0	
(g)	Insurance Companies		0	0	0	0	0	0	0	0	0	0	0	0	0	0	0	0	
(h)	Provident Funds/Pension Funds		0	0	0	0	0	0	0	0	0	0	0	0	0	0	0	0	
(i)	Any other		0	0	0	0	0	0	0	0	0	0	0	0	0	0	0	0	
	Foreign Financial Institutions		0	0	0	0	0	0	0	0	0	0	0	0	0	0	0	0	
	<b>Sub-Total (B)(1)</b>		<b>2</b>	<b>200</b>	<b>0</b>	<b>0</b>	<b>200</b>	<b>0.01</b>	<b>200</b>	<b>0</b>	<b>200</b>	<b>0.01</b>	<b>0</b>	<b>0.01</b>	<b>0</b>	<b>0</b>	<b>0</b>	<b>0</b>	
(2)	Central Government/State Government(s)/ President of India		0	0	0	0	0	0	0	0	0	0	0	0	0	0	0	0	
	<b>Sub-Total (B)(2)</b>		<b>0</b>	<b>0</b>	<b>0</b>	<b>0</b>	<b>0</b>	<b>0</b>	<b>0</b>	<b>0</b>	<b>0</b>	<b>0</b>	<b>0</b>	<b>0</b>	<b>0</b>	<b>0</b>	<b>0</b>	<b>0</b>	
(3)	<b>Non-Institutions</b>																		
(a)	<b>Individuals</b>																		
	i. Individual shareholders holding nominal share capital up to Rs. 2 lakhs.		5429	1056866	3800	0	1060666	26.52	1060666	0	1060666	26.52	0	26.52	0	0	0	0	607121
	ii. Individual shareholders holding nominal share capital in excess of Rs. 2 lakhs.		2	100048	0	0	100048	2.5	100048	0	100048	2.5	0	2.5	0	0	0	0	100048
(b)	NBFCs registered with RBI		0	0	0	0	0	0	0	0	0	0	0	0	0	0	0	0	0
(c)	Employee Trusts		0	0	0	0	0	0	0	0	0	0	0	0	0	0	0	0	0
(d)	Overseas Depositories (holding DRs) (balancing Figures)		0	0	0	0	0	0	0	0	0	0	0	0	0	0	0	0	0
(e)	Any other		0	0	0	0	0	0	0	0	0	0	0	0	0	0	0	0	0
	Body Corporates		52	394480	0	0	394480	9.86	394480	0	394480	9.86	0	9.86	0	0	0	0	139080
	Clearing Members		2	286	0	0	286	0.01	286	0	286	0.01	0	0.01	0	0	0	0	286
	Non Residents Repatriate		1	500	0	0	500	0.01	500	0	500	0.01	0	0.01	0	0	0	0	500
	Non Residents Repatriate Non		5	700	0	0	700	0.02	700	0	700	0.02	0	0.02	0	0	0	0	700
	LLP		2	101	0	0	101	0	101	0	101	0	0	0	0	0	0	0	101
	<b>Sub-Total (B)(3)</b>		<b>5493</b>	<b>1552981</b>	<b>3800</b>	<b>0</b>	<b>1556781</b>	<b>38.92</b>	<b>1556781</b>	<b>0</b>	<b>1556781</b>	<b>38.92</b>	<b>0</b>	<b>38.92</b>	<b>0</b>	<b>0</b>	<b>0</b>	<b>0</b>	<b>847836</b>
	<b>Total Public Shareholding (B)=(B)(1)+(B)(2)+(B)(3)</b>		<b>5495</b>	<b>1553181</b>	<b>3800</b>	<b>0</b>	<b>1556981</b>	<b>38.92</b>	<b>1556981</b>	<b>0</b>	<b>1556981</b>	<b>38.92</b>	<b>0</b>	<b>38.92</b>	<b>0</b>	<b>0</b>	<b>0</b>	<b>0</b>	<b>847836</b>



SOUTH ASIAN ENTERPRISES LTD. As on 30/06/2020

Table - IV Statement showing shareholding pattern of the Non- Promoter - Non Public Shareholder


Category and name of the shareholders (I)	PAN (II)	No. of Shareholders (III)	No. of fully paid up equity shares held (iv)	No. of Partly paid up equity shares held (v)	No. of Shares held underlying Depository Receipts (vi)	Total nos. shares held (VII)=(IV)+(V)+(VI)	Shareholding % calculated as per SCRR,1957 As a % of (A+B+C2) (VIII)	Number of Voting Rights held in each class of securities (IX)			No. of Shares Underlying Outstanding convertible securities (Including warrants) (X)	Shareholding as a % assuming full conversion of convertible securities (as a percentage of diluted share capital)	Number of locked in Shares (XII)		Number of Shares pledged or otherwise encumbered (XIII)	Number of Equity shares held in dematerialised form (XIV)			
								No. of Voting Rights					Total as a % of (A+B+C)	No. (a)			As a % of total shares held (b)	No. (a)	As a % of total shares held (b)
								Class X	Class Y	Total									
(1) Custodian/DR holder																			
(a) Name of DR Holder (if available)		0	0	0	0	0	0	0	0	0	0	0	0	0	0				
(i)		0	0	0	0	0	0	0	0	0	0	0	0	0	0				
(ii)		0	0	0	0	0	0	0	0	0	0	0	0	0	0				
(2) Employee Benefit Trust (under SEBI (share based Employee Benefit Regulations, 2014)		0	0	0	0	0	0	0	0	0	0	0	0	0	0				
<b>Total Non- Promoter- Non Public Shareholding</b>		0	0	0	0	0	0	0	0	0	0	0	0	0	0				
<b>C= c(1)+c(2)</b>		0	0	0	0	0	0	0	0	0	0	0	0	0	0				



**SOUTH ASIAN ENTERPRISES LTD. As on 30/06/2020**

**Annexure Table V- Statement showing details of significant beneficial owners**


Sr. No.	Details of the significant beneficial owner (I)			Details of Registered owner (II)			Particulars of the shares in which significant beneficial interest is held by the beneficial owner (III)		Date of creation /acquisition of significant beneficial interest (IV)
	Name	PAN	Nationality	Name	PAN	Nationality	Number of shares	Shareholding as a % of total no. of shares (calculated as per SCRR, 1957) As a % of (A+B+C2)	
	Nil	Nil	Nil	Nil	Nil	Nil	Nil	Nil	Nil



SOUTH ASIAN ENTERPRISES LTD. As on 30/06/2020

Annexure to Table - II Statement showing shareholding pattern of the Promoter & Promoter Group

Sno	Category and name of the shareholders (i)	PAN (ii)	No. of Shareholders (iii)	No. of fully paid up equity shares held (iv)	No. of Partly paid up equity shares held (v)	No. of Shares underlying Depository Receipts (vi)	Total nos. shares held (vii)=(v)-(vi)+(vi)	Shareholding as a % of total no. of shares (calculated as per SCRR,1957) (viii) As a % of (A+B+C2)	Number of Voting Rights held in each class of			No. of Shares Underlying Outstanding convertible securities (including warrants) (x)	Total Shareholding as a % assuming full conversion of convertible securities (as a percentage of diluted share capital)	Number of locked in		Number of Shares		Number of Equity shares held in dematerialised form (xiv)	
									No. of Voting Rights					Total as a % of Total voting rights	No. (a)	As a % of total shares held (b)	No. (a)		As a % of total shares held (b)
									Class X	Class Y	Total								
A	(d) ANY OTHER - GROUP COMPANIES																		
1	VLS Capital Ltd.	AAACV01300		2384289	0	0	2384289	59.61	2384289	0	2384289	59.61	0	0	0	0	0	0	2384289
A	(a) INDIVIDUALS/HINDU UNDIVIDED FAMILY																		
1	DIVYA MEHROTRA	AAXPM5343D		58720	0	0	58720	1.47	58720	0	58720	1.47	0	0	0	0	0	0	58720
2	MAHESH PRASAD MEHROTRA	AAAPM2948M		0	0	0	0	0	0	0	0	0	0	0	0	0	0	0	0
3	RAMJI MEHROTRA	AAAPM9863F		10	0	0	10	0	10	0	10	0	0	0	0	0	0	0	0
4	Vikas Mehrotra	ACQPM4418C		0	0	0	0	0	0	0	0	0	0	0	0	0	0	0	0
5	Mrs. Sadhana Mehrotra	AKBPM3652M		0	0	0	0	0	0	0	0	0	0	0	0	0	0	0	0
6	VLS Commodities Pvt. Ltd.	AAACG0262C		0	0	0	0	0	0	0	0	0	0	0	0	0	0	0	0
7	Pragati Moulders Ltd.	AAACP0010A		0	0	0	0	0	0	0	0	0	0	0	0	0	0	0	0
8	Ms. Daya Mehrotra (Minor)	CWVPM8034R		0	0	0	0	0	0	0	0	0	0	0	0	0	0	0	0
9	VLS Finance Ltd.	AAACV4183G		0	0	0	0	0	0	0	0	0	0	0	0	0	0	0	0
10	VLS Securities Ltd.	AAACV2236J		0	0	0	0	0	0	0	0	0	0	0	0	0	0	0	0
11	VLS Asset Management Ltd.	AAACV0570A		0	0	0	0	0	0	0	0	0	0	0	0	0	0	0	0
12	MAHESH PRASAD MEHROTRA(HUF)	AAEHM6555L		0	0	0	0	0	0	0	0	0	0	0	0	0	0	0	0
	<b>Total Promoter &amp; Promoter Group</b>			<b>2443019</b>	<b>0</b>	<b>0</b>	<b>2443019</b>	<b>61.08</b>	<b>2443019</b>	<b>0</b>	<b>2443019</b>	<b>61.08</b>	<b>0</b>	<b>0</b>	<b>0</b>	<b>0</b>	<b>0</b>	<b>0</b>	<b>2443009</b>




## SOUTH ASIAN ENTERPRISES LTD. As on 30/06/2020

## Annexure to Table - III Statement showing shareholding pattern of the Public Shareholder holding more than 1% of total number of shares

S No.	Category and name of the shareholders (I)	PAN (II)	No. of Shareholders (III)	No. of fully paid up equity shares held (iv)	No. of Partly paid up equity shares held (v)	No. of Shares underlying Depository Receipts (vi)	Total nos. shares held (VII)=(IV)+(V)+(VI)	Shareholding as a % of total no. of shares (calculated as per SCRR,1957) (VIII) As a % of (A+B+C2)	Number of Voting Rights held in each class of securities (IX)			No. of Shares Underlying convertible securities (including warrants) (X)	Total Shareholding as a % assuming full conversion of convertible securities (as a percentage of diluted share capital)	Number of locked In Shares (XII)		Number of Shares pledged or otherwise encumbered (XIII)	Number of Equity shares held in dematerialised form (XIV)	
									No. of Voting Rights		Total as a % of Total voting rights			No. (a)	As a % of total shares held (b)			As a % of total shares held (b)
									Class X	Class Y								
	(a) (II) INDIVIDUAL SHAREHOLDERS HOLDING NOMINAL SHARE CAPITAL IN EXCESS OF RS. 2 LAKHS.																	
1	SANGEETHA S	AUPS3739F		60060	0	0	60060	1.5	60060	0	60060	1.5	0	1.5	0	0	0	60060
	BODY CORPORATES																	
1	DHAMPUR SUGAR MILLS LTD	AABCT2827N		250000	0	0	250000	6.25	250000	0	250000	6.25	0	6.25	0	0	0	0
2	VSL SECURITIES PRIVATE LIMITED	AABCV4700G		78379	0	0	78379	1.96	78379	0	78379	1.96	0	1.96	0	0	0	78379
	<b>Totals</b>			<b>388439</b>	<b>0</b>	<b>0</b>	<b>388439</b>	<b>9.71</b>	<b>388439</b>	<b>0</b>	<b>388439</b>	<b>9.71</b>	<b>0</b>	<b>9.71</b>	<b>0</b>	<b>0</b>	<b>0</b>	<b>138439</b>

For South Asian Enterprises Ltd.



(Ramesh C Pandey)  
Company Secretary

